

EVOLVE

part of M^{Core}

PARC-Y-LLYN RETAIL PARK

AVAILABLE TO LET
approx. 10,000 sq.ft

Aberystwyth, Llanbadarn Fawr SY23 3TL



Local Occupiers Include

next



Morrisons

currys



halfords



charlies

PARC-Y-LLYN RETAIL PARK



Unit 4 - TO LET		
	SQ.FT	SQ.M
GROUND FLOOR	c 10,000	c 929
RENT	On application	
RATEABLE VALUE*	£97,500 per annum Reduced from £121k	



DESCRIPTION

The property is situated to the south east of the town centre and forms the dominant part of the established out-of-town retail location serving the town and surrounding area. Immediately adjacent to the retail park is a **48,000 sq ft** Morrisons food store with associated petrol filling station along with a McDonald's restaurant. The park itself is situated on Parc-Y-Llyn Way that is a continuation of Boulevard De Saint Brieuc and runs parallel with the A487 and A44. Other nearby commercial uses include a Land Rover car dealership and the newly developed Welsh Government and Ceredigion County Council offices.

LOCATION

Aberystwyth is a historic market town, administrative centre and popular tourist destination in the county of Ceredigion located on the West Coast of Wales approximately 55 miles north of Swansea, 55 miles south of Bangor and 92 miles west of Birmingham. The town is renowned for the University of Aberystwyth and can be easily accessed via the A487 and A44. Aberystwyth train station provides direct links to both Birmingham and Shrewsbury, connecting to the national railway network.

SERVICE CHARGE INSURANCE

The units participates in a service charge scheme. The Landlord will insure the premises, the premiums to be recovered from the tenant.

SERVICES

The units have electricity and water connected.

PLANNING

An incoming tenant must satisfy themselves that their proposed use is acceptable to the Local Planning Authority.




LEGAL COSTS

Each party is responsible for their own legal costs in connection with the granting of a lease.

ENERGY PERFORMANCE

Further information available on request.

PARC-Y-LLYN RETAIL PARK



Sat Nav
SY23 3TL



312
Parking spaces
ratio 1:282 sq.ft

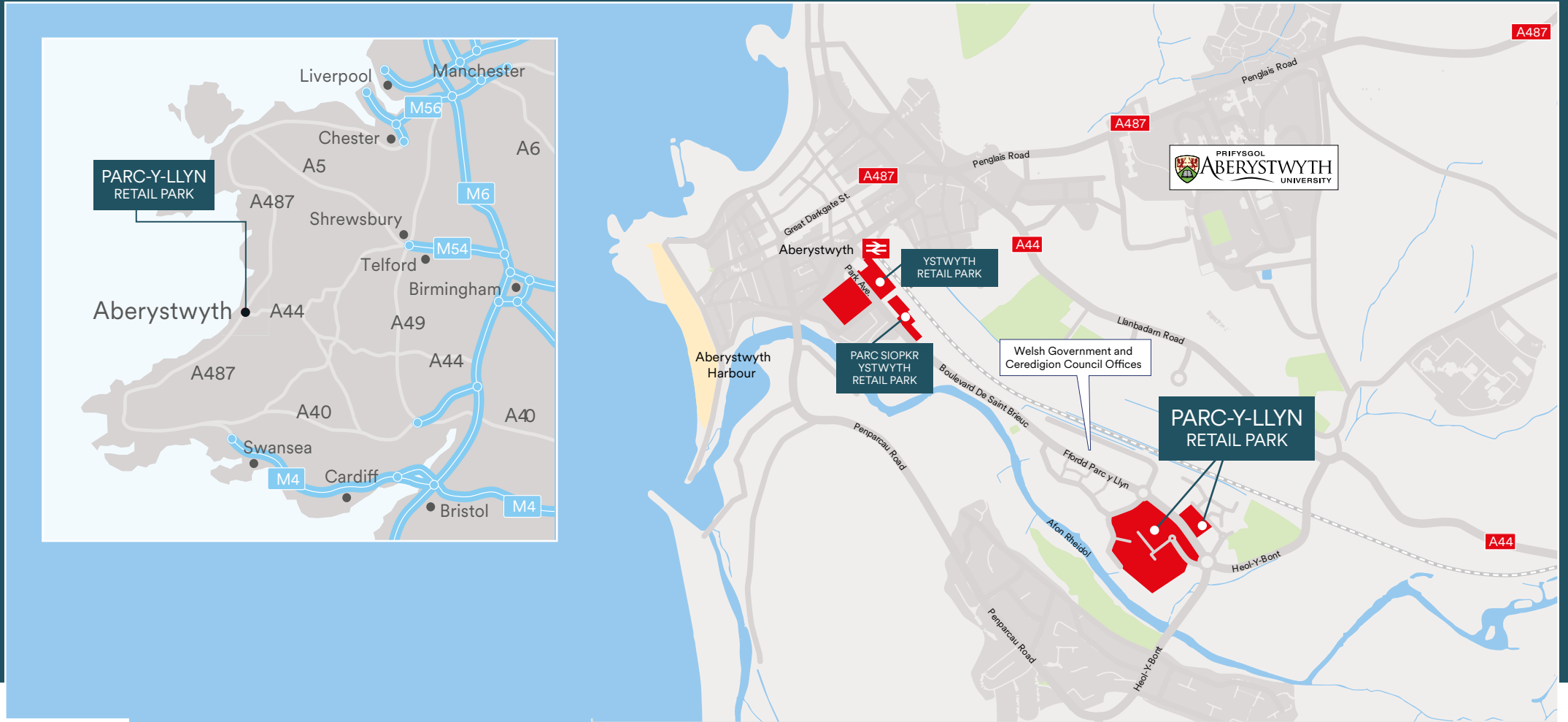


87,916 sq.ft
(8167 sq.m)
total development



34,459
people in primary
catchment area

PARC-Y-LLYN RETAIL PARK



MISREPRESENTATION ACT. 1967 London & Cambridge Properties Limited (Company Number 02895002) the registered office of which is at LCP House, Pensnett Estate, Kingswinford, West Midlands DY6 7NA its subsidiaries (as defined in section 1156 of the Companies Act 2006) associated companies and employees ("we") give notice that: Whilst these particulars are believed to be correct no guarantee or warranty is given, or implied therein, nor do they form any part of a contract. [We do our best to ensure all information in this brochure is accurate. If you find any inaccurate information, please let us know and where appropriate, we will correct it.] We make no representation that information is accurate and up to date or complete. We accept no liability for any loss or damage caused by inaccurate information. [This brochure gives a large amount of [statistical] information and there will inevitably be errors in it]. Intending purchasers or tenants should not rely on the particulars in this brochure as statements or representations of fact but should satisfy themselves by inspection or otherwise as to the correctness of each of them. We provide this brochure free of charge and on the basis of no liability for the information given. In no event shall we be liable to you for any direct or indirect or consequential loss, loss of profit, revenue or goodwill arising from your use of the information contained herein. All terms implied by law are excluded to the fullest extent permitted by law. No person in our employment has any authority to make or give any representation or warranty whatsoever in relation to the property.

SUBJECT TO CONTRACT. We recommend that legal advice is taken on all documentation before entering into a contract. You should be aware that the Code of Practice on Commercial Leases in England and Wales strongly recommends you seek professional advice from a qualified surveyor, solicitor or licensed conveyancer before agreeing or signing a business tenancy agreement. The Code is available through professional institutions and trade associations or through the website <https://www.rics.org/uk/upholdingprofessional-standards/sector-standards/real-estate/code-for-leasing-business-premises-1st-edition/>. LCP's privacy notices that apply to its use of your personal information are at www.lcpgroup.co.uk/policies. The privacy notice that applies to you will depend on the nature of your relationship with LCP, and in some cases more than one may apply to you. LCP's privacy policy giving a high level overview of how LCP approaches data protection and your personal information can be found at www.lcpproperties.co.uk/uploads/files/LCP-Privacy-Web-and-Data-Policy-May-2018.pdf.

VIEWING Strictly via prior appointment with the appointed agent:

ESH Edgerley
Simpson
Howe
020 7758 0400
www.eshp.com

Henry Phipps 07393 019 774
henry@eshp.com

EVOLVE
part of M'Core
020 7228 6508
www.evolveestates.com

Chris Daly 07795 631 914
cpd@evolveestates.com